

# The Busy Teacher's Guide for

How to Teach  
Prefixes and Suffixes  
in a Fun Way

... and free resources

Q: What is a prefix?

A: Letters in front of a word that change the meaning of the word.

A: When you take it off a word must be left.

# 1. Review Definition of "Prefix"

## 2. Show Examples and Non-Examples

**Example**

Revision

Redo

Remade

**Non-  
Examples**

Retina

Rest

Rent

**RE**



**75%** of all words that begin with "re" are not really prefixed words.

**Watch Out**

### Multiple Meanings

|     |                           |   |
|-----|---------------------------|---|
| Re  | Again<br>i.e., Replay     | Back<br>i.e., Replace                   |
| Un  | Not<br>i.e., Unhappy      | Opposite<br>i.e., Untie                 |
| Dis | Not<br>i.e., Disagree     | Opposite<br>i.e.,                       |
| Mis | Wrongly<br>i.e., Misjudge | Opposite (or lack of)<br>i.e., Mistrust |



**3a**  
Display  
sentences  
w / prefix and  
suffixes

In my dream, all of  
my birthday presents  
were  
unwrapped and I  
got everything I  
wanted!

**3b**  
Lead Class  
Discussion

### Class Discussion Questions

1. What word looks like it has a prefix or a suffix?
2. When you peel off the prefix, what word is left?
3. What does the root word mean?
4. Were the presents wrapped?

**3c**  
Give List of  
Definitions

### Prefix and Suffix Definitions\*

Dis = Not; Opposite

Mis = Wrongly; Opposite

Re = Back; Again

Un = Not, Opposite

ed = past

s = plural

er = one who does

est = the most

es = plural for words that end in ss, sh, ch, x, z,s

\*Our Concentration Game has a similar cheat sheet for students to put in their notebooks.






Step 4 - Make sure your students know the definitions of each prefix



This Concentration Game shows the 10 most common prefixes and suffixes



Step 5 - Give students opportunities to practice reading i.e., decoding prefixed words in isolation. This ensures they are able fluently read sentences that include prefixed and suffixed words.




# STEPS 4-6

From Video games to Google Apps Games, Dozens of Printables, and Whole Class Prefix and Suffix Games Use My Mind Save Your Time helps teachers with all things Prefix and Suffix.


Step 6 - Provide opportunities to read prefixed and suffixed words in context. Sentence fluency games are a great tool to give students the opportunity to practice reading affixed words in context.




Step 7 - Engage students in deeper word analysis activities to ensure they are able to practice their prefix and suffix knowledge in a variety of settings.



Step 8 -.Test Students' Knowledge in Quick and Easy Ways to Inform Future Teaching and Interventions



Step 9 -.Have Fun with Whole Class Games or Themes that Students Love such as Word Surgery .



Word Surgery is a Classic Theme Students Love. This Word Surgery comes with several whole class games such as Bingo, I Have Who Has and Medical Matching. This product gives students the opportunity to show what they know about prefixes and suffixes through writing prompts and dozens of word analysis printables.

# STEPS 7-10

Step 10 -.Use Prefix and Suffix activities to build students' vocabulary. Grab the bundle at 30% off  
<https://www.teacherspayteachers.com/Store/Use-My-Mind-Save-Your-Time/Category/Affixes-433915/Order:Most-Recent>

**Click here to grab a  
presentation that you can  
show to your students to  
teach them about prefixes  
and suffixes**





**Use the vocabulary puzzles on the next few pages to help your students practice prefixes and suffixes in a fun way.**

1. There are three puzzles on the next 3 pages (1 puzzle per page).
2. Print out the next 3 pages.
3. Laminate the pages, if you plan to use them in future years.
4. Cut on the lines (keep each puzzle separate from the other puzzles).
5. Instruct students to match the definition to the term.
6. This product works best with students in teams, such as at stations.





|   |  |  |
|---|--|--|
| <p><b>misoriented</b></p>   | <p><b>mismatch</b></p> <p><b>match wrongly</b></p> <p><b>misdirect</b></p>   | <p><b>misoriented</b></p> <p><b>orient wrongly</b></p> <p><b>misdirected</b></p>                     |
| <p><b>orient wrongly in the past tense</b></p> <p><b>miscompute</b></p> <p><b>discredit</b></p> | <p><b>direct wrongly</b></p> <p><b>compute wrongly</b></p> <p><b>miscount</b></p> <p><b>disorient</b></p>                | <p><b>direct wrongly in the past tense</b></p> <p><b>count wrongly</b></p> <p><b>unsatisfied</b></p> |
| <p><b>opposite of credit</b></p> <p><b>unrestricted</b></p> <p><b>unstable</b></p>              | <p><b>not restrict in the past</b></p> <p><b>opposite of orient</b></p> <p><b>undirected</b></p> <p><b>unaltered</b></p> | <p><b>to not be satisfied</b></p> <p><b>not direct in the past</b></p> <p><b>unable</b></p>          |
| <p><b>not stable</b></p> <p><b>disinfect</b></p>  | <p><b>opposite of infect</b></p> <p><b>to not alter in the past test</b></p> <p><b>recompute</b></p>                     | <p><b>not able</b></p> <p><b>to compute again</b></p>  |

**producer**

**one who produces**

**owner**

**one who owns**

**redirect**

**to direct again**

**restart**

**to start again**

**reorient**

**to orient again**

**tardiest**

**the most tardy**

**strictest**

**the most strict**

**unafraid**

**not afraid**

**unaware**

**not aware**

**uncertain**

**not certain**

**misadjust**

**to wrongly adjust**

**miscopied**

**wrongly copy in the past**

**disagree**

**to not agree**

**react**

**to act again**

**refill**

**to fill again**

**disconnect**

**opposite of connect**

**cutest**

**most cute**

|   |  |   |
|---|--|---|
| <p><b>catcher</b></p> <p><b>one who catches</b></p>           | <p><b>teacher</b></p> <p><b>one who teaches</b></p>    | <p><b>repay</b></p> <p><b>to pay again</b></p>        |
| <p><b>retell</b></p> <p><b>to tell again</b></p>              | <p><b>reteach</b></p> <p><b>to teach again</b></p>     | <p><b>owner</b></p> <p><b>one who owns</b></p>        |
| <p><b>slowest</b></p> <p><b>the most slow</b></p>             | <p><b>dissatisfied</b></p> <p><b>not satisfied</b></p> | <p><b>unkind</b></p> <p><b>not kind</b></p>           |
| <p><b>unnatural</b></p> <p><b>not natural</b></p>             | <p><b>replay</b></p> <p><b>to play again</b></p>       | <p><b>misprint</b></p> <p><b>to print wrongly</b></p> |
| <p><b>misinterpret</b></p> <p><b>to interpret wrongly</b></p> | <p><b>review</b></p> <p><b>to view again</b></p>       | <p><b>cruellest</b></p> <p><b>most cruel</b></p>      |
| <p><b>disappear</b></p> <p><b>opposite of appear</b></p>      | <p><b>largest</b></p> <p><b>most large</b></p>         |   |



**Use the next few pages to give students multiple opportunities to build their vocabulary by using Frayer Models with prefixes and suffixes.**

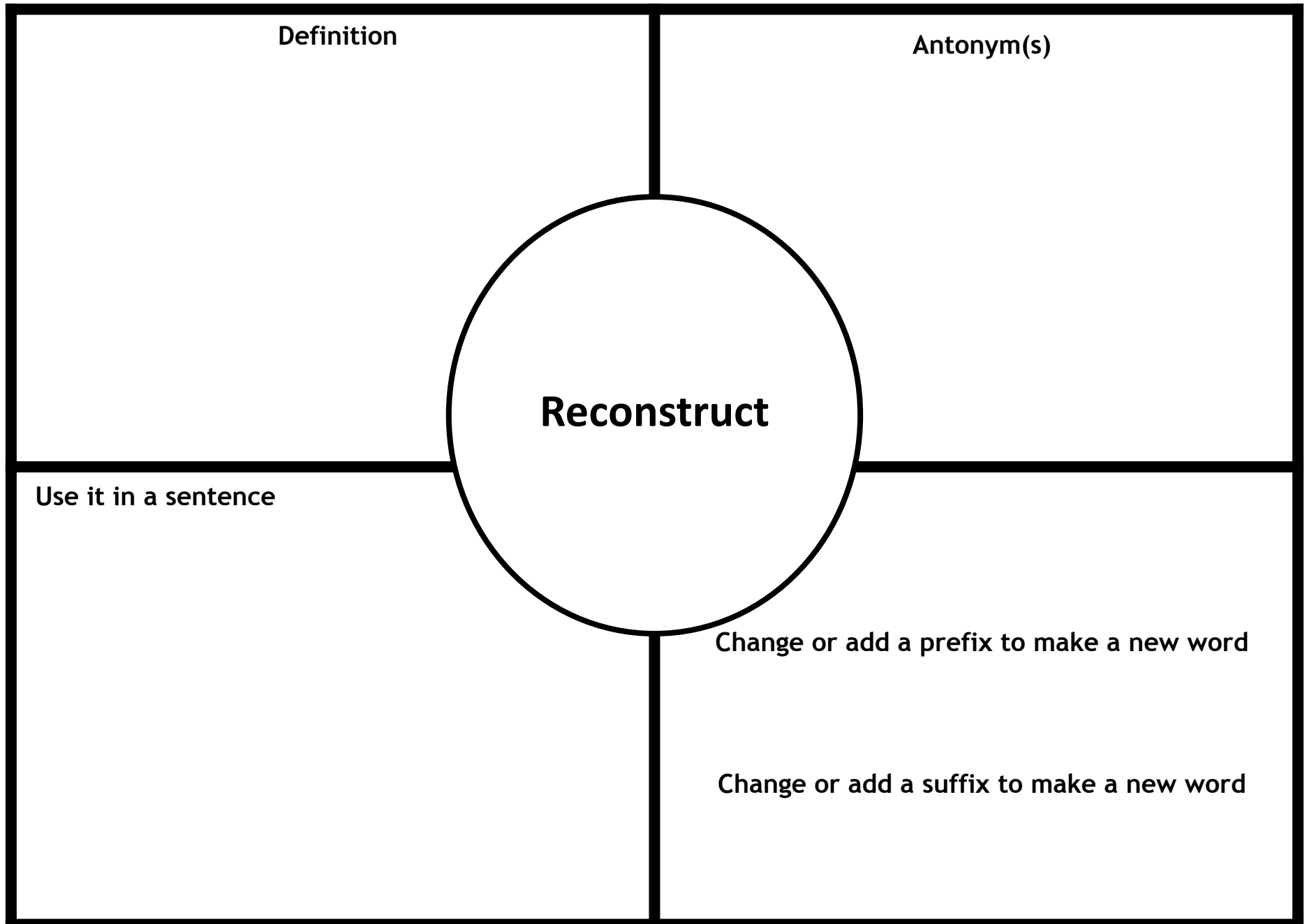
There are three puzzles on the next 3 pages (1 puzzle per page).

1. Print out the next 3 pages.
2. Laminate the pages, if you plan to use them in future years.
3. Cut on the lines (keep each puzzle separate from the other puzzles).
4. Instruct students to match the definition to the term.
5. This product works best with students in teams, such as at stations.



Name \_\_\_\_\_

Date \_\_\_\_\_



Name \_\_\_\_\_

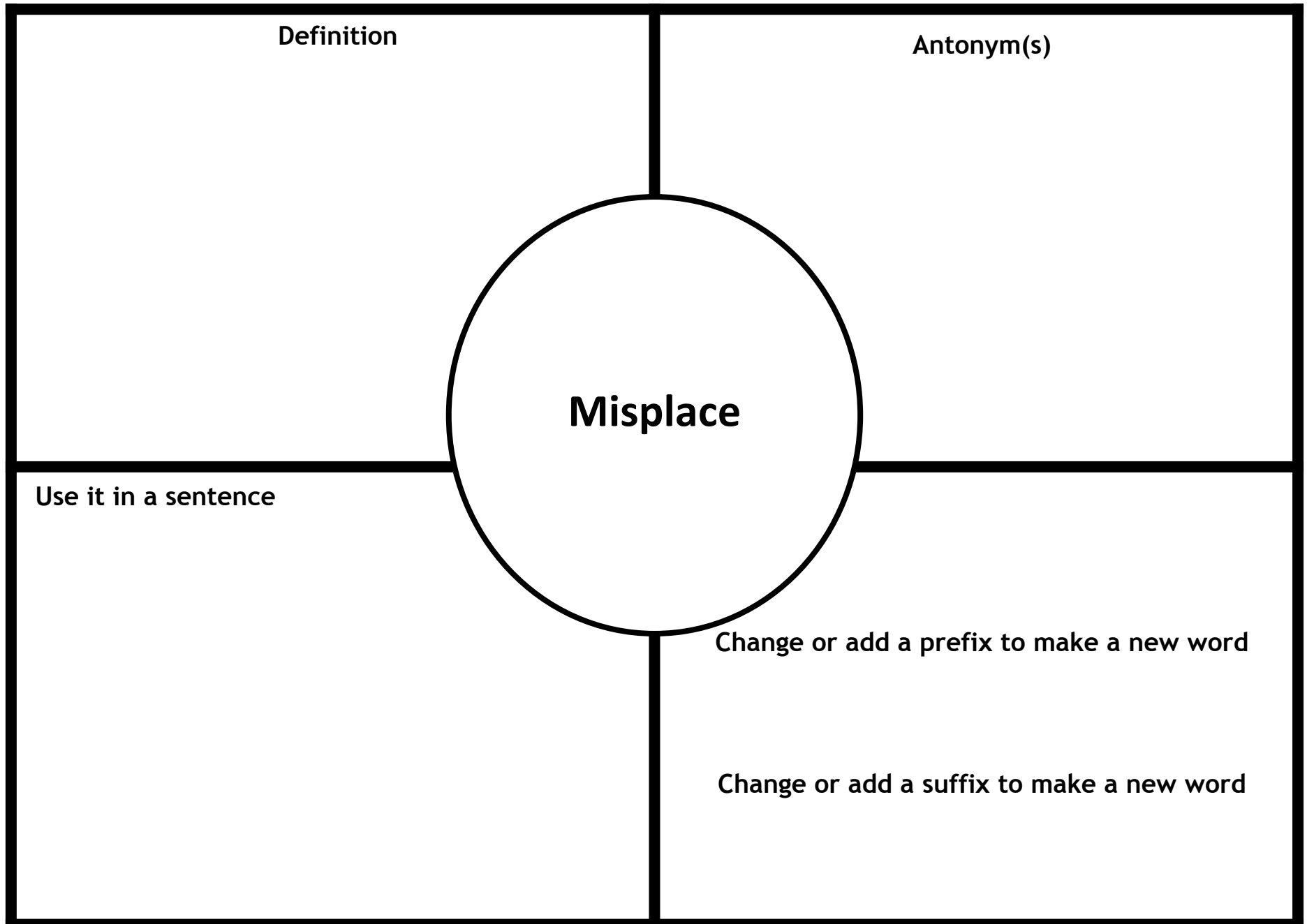
Date \_\_\_\_\_

|                             |  |
|-----------------------------|--|
| <p>Definition</p>           | <p>Antonym(s)</p>  |
| <p><b>Repaint</b></p>       |  |
| <p>Use it in a sentence</p> | <p>Change or add a prefix to make a new word</p><br><p>Change or add a suffix to make a new word</p> |



Name \_\_\_\_\_

Date \_\_\_\_\_



Name \_\_\_\_\_

Date \_\_\_\_\_

|                             |   |
|-----------------------------|---|
| <p>Definition</p>           | <p>Antonym(s)</p>   |
| <p><b>Disinfect</b></p>     |   |
| <p>Use it in a sentence</p> | <p>Change or add a prefix to make a new word</p> <p>Change or add a suffix to make a new word</p> |

Name \_\_\_\_\_

Date \_\_\_\_\_

|                             |   |
|-----------------------------|---|
| <p>Definition</p>           | <p>Antonym(s)</p>   |
| <p><b>Unexpected</b></p>    |   |
| <p>Use it in a sentence</p> | <p>Change or add a prefix to make a new word</p> <p>Change or add a suffix to make a new word</p> |



Name \_\_\_\_\_

Date \_\_\_\_\_

|                             |   |
|-----------------------------|---|
| <p>Definition</p>           | <p>Antonym(s)</p>   |
| <p><b>Mistreated</b></p>    |   |
| <p>Use it in a sentence</p> | <p>Change or add a prefix to make a new word</p> <p>Change or add a suffix to make a new word</p> |

Name \_\_\_\_\_

Date \_\_\_\_\_

|                             |   |
|-----------------------------|---|
| <p>Definition</p>           | <p>Antonym(s)</p>   |
| <p><b>Uncooked</b></p>      |   |
| <p>Use it in a sentence</p> | <p>Change or add a prefix to make a new word</p> <p>Change or add a suffix to make a new word</p> |

Name \_\_\_\_\_

Date \_\_\_\_\_

|                             |   |
|-----------------------------|---|
| <p>Definition</p>           | <p>Antonym(s)</p>   |
| <p><b>Unfair</b></p>        |   |
| <p>Use it in a sentence</p> | <p>Change or add a prefix to make a new word</p> <p>Change or add a suffix to make a new word</p> |



Name \_\_\_\_\_

Date \_\_\_\_\_

|                             |   |
|-----------------------------|---|
| <p>Definition</p>           | <p>Antonym(s)</p>   |
| <p><b>Believer</b></p>      |   |
| <p>Use it in a sentence</p> | <p>Change or add a prefix to make a new word</p> <p>Change or add a suffix to make a new word</p> |

Name \_\_\_\_\_

Date \_\_\_\_\_

|                             |   |
|-----------------------------|---|
| <p>Definition</p>           | <p>Antonym(s)</p>   |
| <p><b>Happiest</b></p>      |   |
| <p>Use it in a sentence</p> | <p>Change or add a prefix to make a new word</p> <p>Change or add a suffix to make a new word</p> |

Name \_\_\_\_\_

Date \_\_\_\_\_

Definition

Antonym(s)

Use it in a sentence

Change or add a prefix to make a new word

Change or add a suffix to make a new word

Name \_\_\_\_\_

Date \_\_\_\_\_

Example

Non-example


**RE**

Name \_\_\_\_\_

Date \_\_\_\_\_

Example

Non-example





Graphics by:

Icons made by

[www.flaticon.com/authors/freepik](http://www.flaticon.com/authors/freepik)

[www.flaticon.com/authors/pixel-perfect](http://www.flaticon.com/authors/pixel-perfect)

[www.teacherspayteachers.com/Store/The-3am-Teacher](http://www.teacherspayteachers.com/Store/The-3am-Teacher)